

**canfield connector**  
 8510 Foxwood Court  
 Youngstown, Ohio 44514  
 (330) 758-8299 Fax: (330) 758-8912  
 www.canfieldconnector.com

**SERIES R5000**

**ISO RECTIFIED  
 SOLENOID VALVE CONNECTORS**

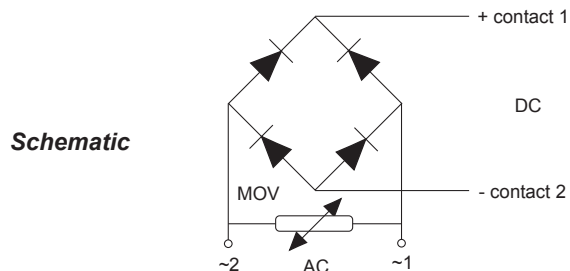
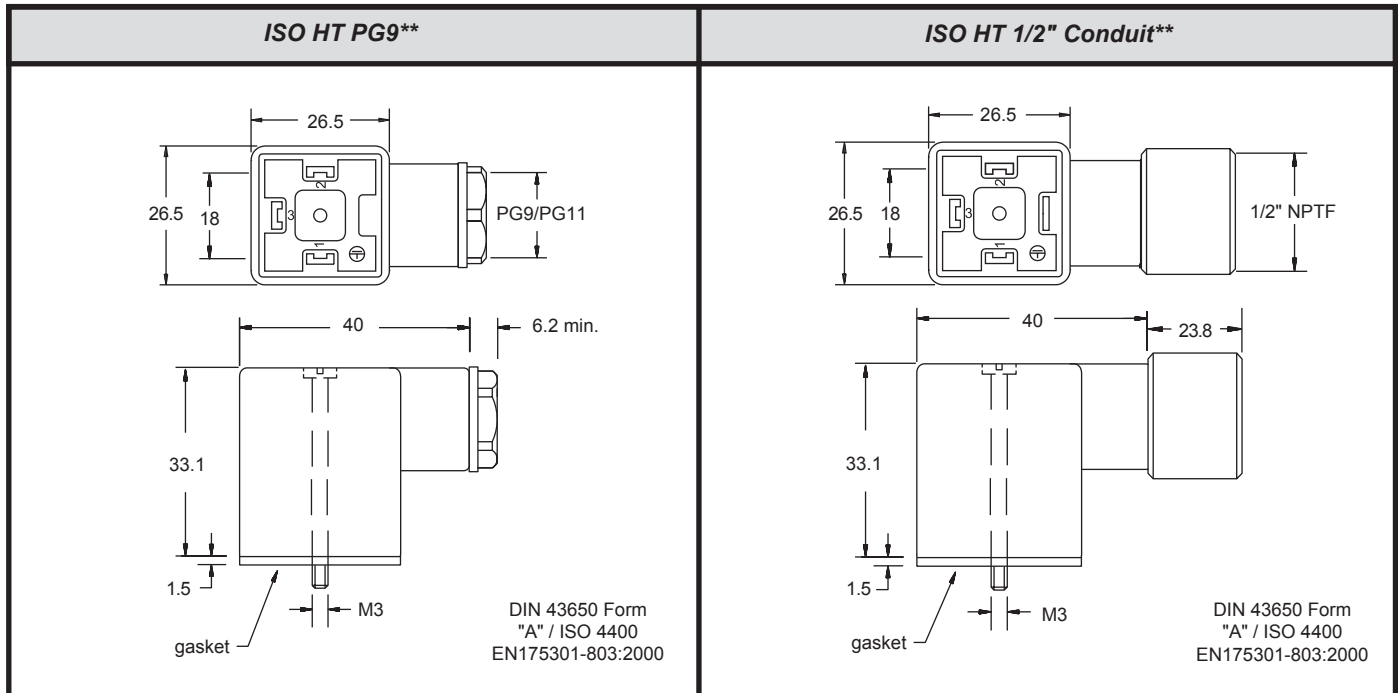
**General Description**

Canfield Connector's R5000 Series solenoid valve connectors incorporate full-wave bridge rectifiers inside the DIN 43650 Form "A" / ISO 4400, EN175301-803:2000 connectors. This standard permits industry interchange-ability and has been embraced by the solenoid valve industry worldwide. The R5000 converts alternating current to direct current reducing coil burnout due to valve sticking. Also, direct current eliminates AC "hum" inherent to alternating current. Features include the ability for the user to wire the connector into existing installations. Wire connections are made inside the connector housing and the wire inlet is either PG9 strain relief, 3/8" or 1/2" conduit. The R5000 has a maximum current rating of 1 Amp continuous with maximum wire gauge diameter of 14 AWG. An indicator light is offered for instant diagnostics and to aid setup and installation.



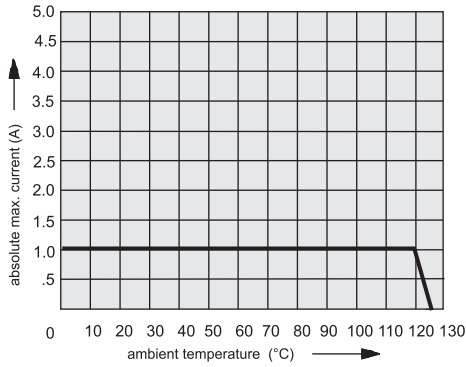
**Dimensional Data**

ALL DIMENSIONS ARE IN MILLIMETERS UNLESS OTHERWISE NOTED

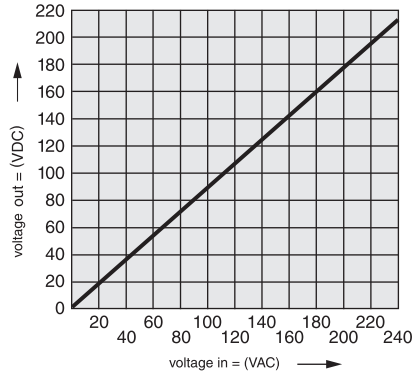


Consult factory for available versions listed by Canadian Standards Association for use with certified electrical equipment.

## Technical Data



**Derating Curve**



- Voltage max.: 250 VAC 50/60 Hz
- Voltage drop: 2.2 volt max.
- Current max.: Continuous - 1 Amps  
Inrush - 15 Amps for 15 ms
- Wire gauge max.: 14 AWG

- Recommended cable diameter:  
PG9 - .236 to .315 inches O.D.  
PG11 - .315 to .394 inches O.D.  
3/8" Conduit - .410 inch max.  
1/2" Conduit - .410 inch max.
- Gaskets temperature max.: Nitrile -25° to +90°C  
Silicone -40° to +125°C
- Environmental protection: NEMA 4 and IP 65 dust tight and water resistant

## Ordering Information

Use a prefix of "G" for Individually Bagged

R 5  0  -    0 0 0 0

### Orientation

1 - Ground down  
Other ground orientations available.  
Please consult factory.

### Lighting Specification

0 - Unlighted (black housing)  
3 - 6 - 48 VAC 50/60 Hz  
(translucent housing)  
7 - 100 - 240 VAC 50/60 Hz  
(translucent housing)

### Connector Types

08 - ISO HT strain relief PG9\*\*  
09 - ISO HT strain relief PG11\*\*  
10 - ISO HT 1/2" conduit\*\*  
18 - ISO HT strain relief PG9 gray\*\*  
19 - ISO HT strain relief PG11 gray\*\*  
20 - ISO HT 1/2" conduit gray\*\*

### Gasket

1 - Nitrile  
2 - Silicone  
3 - Nitrile profile

\* With ISO only

\*\* HT refers to High Top - Larger connector for larger wire gauge and easy installation.

Not all combinations are available. Consult factory for details.

Each connector kit contains fastening hardware and gasket assembly.

### Ordering Example:

R5100-1080000

Rectified, ground down, unlighted, nitrile gasket, ISO HT strain relief PG9 connector